

Condenser Microphone SELECTION GUIDE

LAUBE



how to order



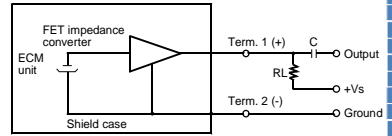
1. Directivity. C = omni, U = uni, N = noise cancelling, B = Omni Back Electret
2. Diameter with one decimal point (mm) e.g. 97 = 9.7
3. Height with the filter in one decimal point (mm) e.g. 67 = 6.7
4. Power Supply (Vs) *fig. 1
5. Resistor Loading (RL) *fig. 2
6. Sensitivity e.g. 42 = 42dB
7. Tolerance in sensitivity e.g. 2 = ±2
8. Pin, Lead or none

IMPORTANT INFORMATION
 We start to use "pascal" indication from this volume. This is the recommendation if I.E.C. (International Electrotechnical Commission).
 The relation between "pascal" and "µbar" is as follow. 1pa = 10µbar
 So the sensitivity will increase 20dB with "pa" indication
 Example: -60dB (0dB = 1V/µbar) = -40dB (0dB = 1V/pa)

(Vs) fig. 1		(RL) fig. 2
A. 1 V	G. 4 V	A. 680 Ω
B. 1.5 V	H. 4.5 V	B. 1 KΩ
C. 2 V	I. 5 V	C. 1.5 KΩ
D. 2.5 V	J. 5.5 V	D. 2.2 KΩ
E. 3 V	K. 6 V	E. 3 KΩ
F. 3.5 V		

(Vs) standard operation voltage (RL) external resistance

schematic diagram



Series	Directivity*	Diameter (mm)	Height (mm)	Power Supply (Vs)	External Resistor Loading (Ω)	Sensitivity (dB)	Terminal*	Page No.
CF4012	Omni	4.0	1.2	2.0	2200	-42	+/-3	52
C4015	Omni	4.0	1.5	2.0	2200	-45	+/- 3	52
C4530	Omni	4.5	3.0	2.0	2200	-44,-46,-50	+/- 3	52
CF5822	Omni	5.8	2.2	2.0	2200	-38,-44	+/- 3	53
C6012	Omni	6.0	1.2	2.0	2200	-42	+/- 3	53
CF6016	Omni	6.0	1.6	2.0	2200	-44	+/- 3	53
C6022	Omni	6.0	2.2	2.0	2200	-44,-46	+/- 3	54
C6027	Omni	6.0	2.7	2.0	2200	-38,-42,-46	+/- 3	54
C6030	Omni	6.0	3.0	2.0	2200	-42,-44,-46	+/- 3	54
C6035	Omni	6.0	3.5	2.0	2200	-42,-44,-46	+/- 3	55
C6052	Omni	6.0	5.2	2.0	2200	-38,-42,-46	+/- 3	55
C8052	Omni	8.0	5.2	1.5	2200	-42,-46	+/- 3	55
C9465	Omni	9.4	6.5	4.5	1000	-45	+/- 2	56
C9745	Omni	9.7	4.5	1.5 / 2.5	3000 / 2200	-40,-42,-44 / -40,-42,-44,-46	+/- 3	56
C9752	Omni	9.7	5.2	2.5	2200	-42	+/- 2	56
CF9745	Omni	9.7	4.5	1.5 / 2.5	3000 / 2200	-40,-42,-44 / -40,-42,-44,-46	+/- 3	57
C9767	Omni	9.7	6.7	1.5 / 4.5	1500 / 2200	-36,-38,-40,-42,-44 / -38,-42,-46	+/-3,+/-2	57
CF1055	Omni	10.0	5.5	1.5	2200	-38	+/- 3	57
U6030	Uni	6.0	3.0	2.0	2200	-46	+/- 4	58
U6035	Uni	6.0	3.5	2.0	2200	-46	+/- 4	58
U6052	Uni	6.0	5.2	2.0	2200	-50	+/- 4	58
U8052	Uni	8.0	5.2	2.0	2200	-46	+/- 4	59
U9752	Uni	9.7	5.2	1.5	680	-47	+/- 4	59
N4530	Noise	4.5	3.0	2.0	2200	-54	+/- 3	59
N6027	Noise	6.0	2.7	2.0	2200	-51	+/- 4	60
N6035	Noise	6.0	3.5	2.0	2200	-46	+/- 4	60
N6052	Noise	6.0	5.2	1.5	2200	-50	+/- 4	60
N9752	Noise	9.7	5.2	1.5	680	-54	+/- 4	61
B6022	Back Omni	6.0	2.2	3.0	2200	-46	+/- 4	61
B6027	Back Omni	6.0	2.7	3.0	2200	-46	+/- 4	61
B6035	Back Omni	6.0	3.5	3.0	2200	-46	+/- 4	62
B6052	Back Omni	6.0	5.2	3.0	2200	-46	+/- 4	62

* Omni - Omni Directional, Uni - Uni Directional, Noise - Noise Cancelling, Back Omni - Back Electret Omni Leadwire type is available on request

52

Condenser Microphone

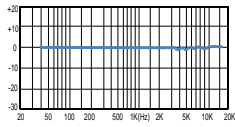
LAUBE

CF4012



COLOUR	HOUSING	TERMINAL
SILVER	ALUMINUM	NIL

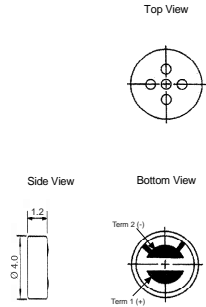
FREQUENCY RESPONSE CURVE



ELECTRICAL SPECIFICATIONS

Model No.	CF4012CD423	
Sensitivity (dB)	-42 +/- 3	
Directivity	OMNI	
Power Supply Vs (V)	2.0	
Resistance Loading RL (Ω)	2.2K	
Max Current (mA)	0.5	
Frequency Range (Hz)	100 - 10000	
Max. Operation Voltage (V)	10	
Sensitivity Reduction within 1.5 V (dB)	-3	
S/N Ratio (dB)	> 60	

DIMENSION



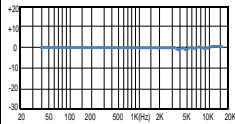
all dimensions are in mm

C4015



COLOUR	HOUSING	TERMINAL
SILVER	ALUMINUM	PIN / NIL

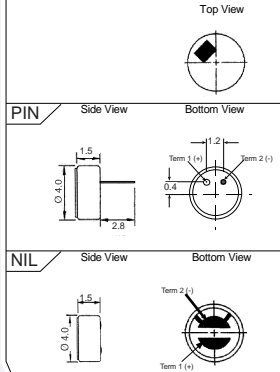
FREQUENCY RESPONSE CURVE



ELECTRICAL SPECIFICATIONS

Model No.	C4015CD453	C4015CD453-P
Sensitivity (dB)	-45 +/- 3	-45 +/- 3
Directivity	OMNI	OMNI
Power Supply Vs (V)	2	2
Resistance Loading RL (Ω)	2.2K	2.2K
Max Current (mA)	0.5	0.5
Frequency Range (Hz)	100 - 10000	50 - 16000
Max. Operation Voltage (V)	10	10
Sensitivity Reduction within 1.5 V (dB)	-3	-3
S/N Ratio (dB)	> 60	> 60

DIMENSION



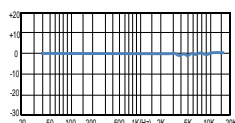
all dimensions are in mm

C4530



COLOUR	HOUSING	TERMINAL
SILVER	ALUMINUM	NIL

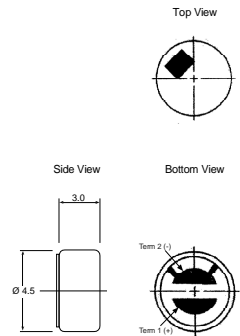
FREQUENCY RESPONSE CURVE



ELECTRICAL SPECIFICATIONS

Model No.	C4530CD443D	C4530CD463D	C4530CD503D
Sensitivity (dB)	-44 +/- 3	-46 +/- 3	-50 +/- 3
Directivity	OMNI	OMNI	OMNI
Power Supply Vs (V)	2	2	2
Resistance Loading RL (Ω)	2.2K	2.2K	2.2K
Max Current (mA)	0.5	0.5	0.5
Frequency Range (Hz)	50 - 16000	50 - 16000	50 - 16000
Max. Operation Voltage (V)	10	10	10
Sensitivity Reduction within 1.5 V (dB)	-3	-3	-3
S/N Ratio (dB)	> 60	> 60	> 60

DIMENSION



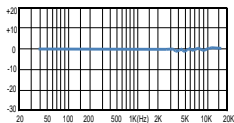
all dimensions are in mm

CF5822



COLOUR	HOUSING	TERMINAL
SILVER	ALUMINUM	PIN / NIL

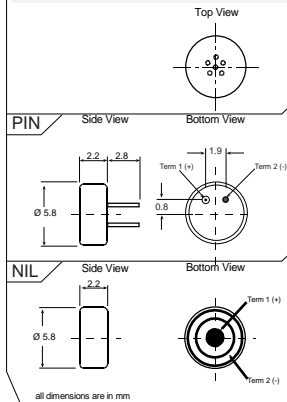
FREQUENCY RESPONSE CURVE



ELECTRICAL SPECIFICATIONS

Model No.	CF5822CD383D	CF5822CD443D
Sensitivity (dB)	-38 +/- 3	-44 +/- 3
Directivity	OMNI	OMNI
Power Supply Vs (V)	2	2
Resistance Loading RL (Ω)	2.2K	2.2K
Max Current (mA)	0.5	0.5
Frequency Range (Hz)	50 - 16000	50 - 16000
Max. Operation Voltage (V)	10	10
Sensitivity Reduction within 1.5 V (dB)	-3	-3
SN Ratio (dB)	> 60	> 60

DIMENSION

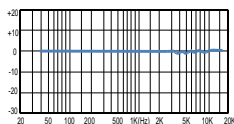


C6012



COLOUR	HOUSING	TERMINAL
SILVER	ALUMINUM	PIN / NIL

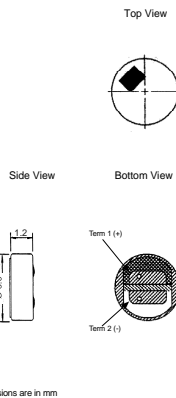
FREQUENCY RESPONSE CURVE



ELECTRICAL SPECIFICATIONS

Model No.	C6012CD423
Sensitivity (dB)	-42 +/- 3
Directivity	OMNI
Power Supply Vs (V)	2
Resistance Loading RL (Ω)	2.2K
Max Current (mA)	0.5
Frequency Range (Hz)	100 - 10000
Max. Operation Voltage (V)	10
Sensitivity Reduction within 1.5 V (dB)	-3
SN Ratio (dB)	> 60

DIMENSION

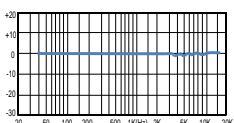


CF6016



COLOUR	HOUSING	TERMINAL
SILVER	ALUMINUM	PIN / NIL

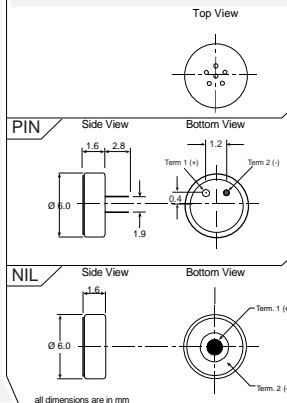
FREQUENCY RESPONSE CURVE




ELECTRICAL SPECIFICATIONS

Model No.	CF6016CD443
Sensitivity (dB)	-44 +/- 3
Directivity	OMNI
Power Supply Vs (V)	2
Resistance Loading RL (Ω)	2.2K
Max Current (mA)	0.5
Frequency Range (Hz)	50 - 16000
Max. Operation Voltage (V)	10
Sensitivity Reduction within 1.5 V (dB)	-3
SN Ratio (dB)	> 60

DIMENSION

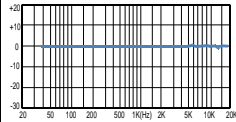


C6022



COLOUR	HOUSING	TERMINAL
SILVER	ALUMINUM	PIN / NIL

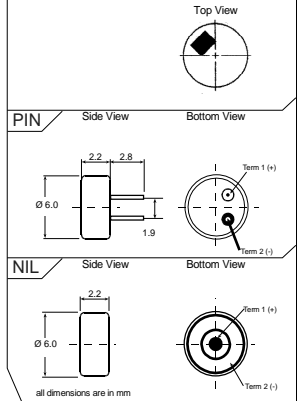
FREQUENCY RESPONSE CURVE



ELECTRICAL SPECIFICATIONS

Model No.	C6022CD443D	C6022CD463D
Sensitivity (dB)	-44 +/- 3	-46 +/- 3
Directivity	OMNI	OMNI
Power Supply Vs (V)	2	2
Resistance Loading RL (Ω)	2.2K	2.2K
Max Current (mA)	0.5	0.5
Frequency Range (Hz)	50 - 16000	50 - 16000
Max. Operation Voltage (V)	10	10
Sensitivity Reduction within 1.5 V (dB)	-3	-3
S/N Ratio (dB)	> 60	> 60

DIMENSION

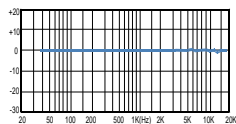


C6027



COLOUR	HOUSING	TERMINAL
SILVER	ALUMINUM	PIN / NIL

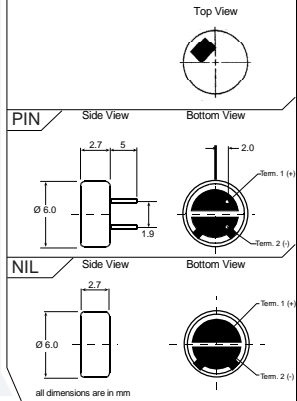
FREQUENCY RESPONSE CURVE



ELECTRICAL SPECIFICATIONS

Model No.	C6027CD383	C6027CD423	C6027CD463
Sensitivity (dB)	-38 +/- 3	-42 +/- 3	-46 +/- 3
Directivity	OMNI	OMNI	OMNI
Power Supply Vs (V)	2	2	2
Resistance Loading RL (Ω)	2.2K	2.2K	2.2K
Max Current (mA)	0.5	0.5	0.5
Frequency Range (Hz)	50 - 16000	50 - 16000	50 - 16000
Max. Operation Voltage (V)	10	10	10
Sensitivity Reduction within 1.5 V (dB)	-3	-3	-3
S/N Ratio (dB)	> 60	> 60	> 60

DIMENSION

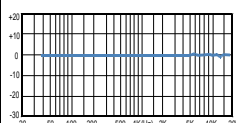


C6030



COLOUR	HOUSING	TERMINAL
SILVER	ALUMINUM	PIN / NIL

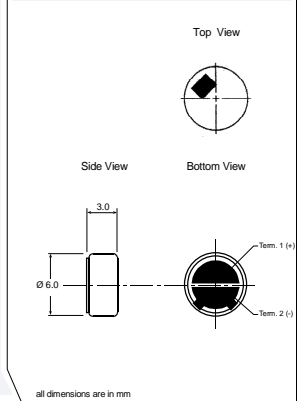
FREQUENCY RESPONSE CURVE



ELECTRICAL SPECIFICATIONS

Model No.	C6030CD423	C6030CD443	C6030CD463
Sensitivity (dB)	-42 +/- 3	-44 +/- 3	-46 +/- 3
Directivity	OMNI	OMNI	OMNI
Power Supply Vs (V)	2	2	2
Resistance Loading RL (Ω)	2.2K	2.2K	2.2K
Max Current (mA)	0.5	0.5	0.5
Frequency Range (Hz)	50 - 16000	50 - 16000	50 - 16000
Max. Operation Voltage (V)	10	10	10
Sensitivity Reduction within 1.5 V (dB)	-3	-3	-3
S/N Ratio (dB)	> 60	> 60	> 60

DIMENSION

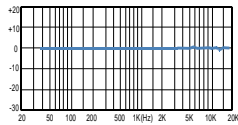


C6035



COLOUR	HOUSING	TERMINAL
SILVER	ALUMINUM	PIN / NIL

FREQUENCY RESPONSE CURVE



ELECTRICAL SPECIFICATIONS

Model No.	C6035CD423	C6035CD443	C6035CD463
Sensitivity (dB)	-42 +/- 3	-44 +/- 3	-46 +/- 3
Directivity	OMNI	OMNI	OMNI
Power Supply Vs (V)	2	2	2
Resistance Loading RL (Ω)	2.2K	2.2K	2.2K
Max Current (mA)	0.5	0.5	0.5
Frequency Range (Hz)	50 - 16000	50 - 16000	50 - 16000
Max. Operation Voltage (V)	10	10	10
Sensitivity Reduction within 1.5 V (dB)	-3	-3	-3
S/N Ratio (dB)	> 60	> 60	> 60

DIMENSION

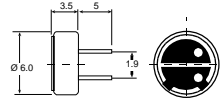
Top View



PIN

Side View

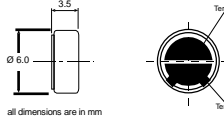
Bottom View



NIL

Side View

Bottom View



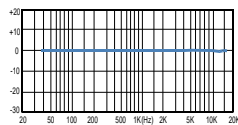
all dimensions are in mm

C6052



COLOUR	HOUSING	TERMINAL
SILVER	ALUMINUM	PIN / NIL

FREQUENCY RESPONSE CURVE



ELECTRICAL SPECIFICATIONS

Model No.	C6052CD383	C6052CD423	C6052CD463
Sensitivity (dB)	-38 +/- 3	-42 +/- 3	-46 +/- 3
Directivity	OMNI	OMNI	OMNI
Power Supply Vs (V)	2	2	2
Resistance Loading RL (Ω)	2.2K	2.2K	2.2K
Max Current (mA)	0.5	0.5	0.5
Frequency Range (Hz)	50 - 16000	50 - 16000	50 - 16000
Max. Operation Voltage (V)	10	10	10
Sensitivity Reduction within 1.5 V (dB)	-3	-3	-3
S/N Ratio (dB)	> 60	> 60	> 60

DIMENSION

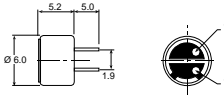
Top View



PIN

Side View

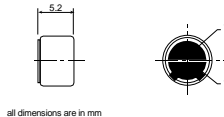
Bottom View



NIL

Side View

Bottom View



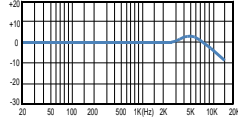
all dimensions are in mm

C8052



COLOUR	HOUSING	TERMINAL
SILVER	ALUMINUM	PIN / NIL

FREQUENCY RESPONSE CURVE



ELECTRICAL SPECIFICATIONS

Model No.	C8052BD423	C8052BD463
Sensitivity (dB)	-42 +/- 3	-46 +/- 3
Directivity	OMNI	OMNI
Power Supply Vs (V)	1.5	1.5
Resistance Loading RL (Ω)	2.2K	2.2K
Max Current (mA)	0.5	0.5
Frequency Range (Hz)	50 - 16000	50 - 16000
Max. Operation Voltage (V)	10	10
Sensitivity Reduction within 1.5 V (dB)	-3	-3
S/N Ratio (dB)	> 60	> 60

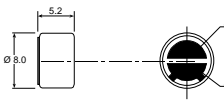
DIMENSION

Top View



Side View

Bottom View



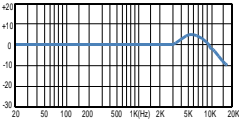
all dimensions are in mm

C9465



COLOUR	HOUSING	TERMINAL
SILVER	ALUMINUM	PIN / NIL

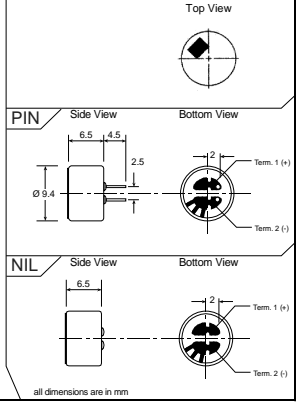
FREQUENCY RESPONSE CURVE



ELECTRICAL SPECIFICATIONS

Model No.	C9465HB452	
Sensitivity	(dB)	-42 +/- 2
Directivity		OMNI
Power Supply Vs	(V)	4.5
Resistance Loading RL	(Ω)	1K
Max Current	(mA)	0.8
Frequency Range	(Hz)	50 - 16000
Max. Operation Voltage	(V)	10
Sensitivity Reduction within 3 V	(dB)	-3
S/N Ratio	(dB)	> 60

DIMENSION

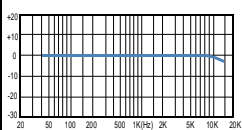


C9745



COLOUR	HOUSING	TERMINAL
SILVER	ALUMINUM	PIN / NIL

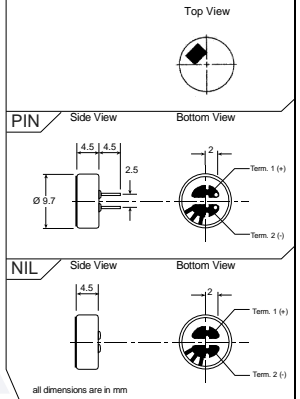
FREQUENCY RESPONSE CURVE



ELECTRICAL SPECIFICATIONS

Model No.	C9745SB403	C9745SB423	C9745SB443	C9745SD403	C9745SD423	C9745SD443	C9745SD463
Sensitivity	(dB)	-40 +/- 3	-42 +/- 3	-44 +/- 3	-40 +/- 3	-42 +/- 3	-44 +/- 3
Directivity		OMNI	OMNI	OMNI	OMNI	OMNI	OMNI
Power Supply Vs	(V)	1.5	1.5	1.5	2.5	2.5	2.5
Resistance Loading RL (Ω)		3K	3K	3K	2.2K	2.2K	2.2K
Max Current	(mA)	0.5	0.5	0.5	0.5	0.5	0.5
Frequency Range	(Hz)	50 - 16000	50 - 16000	50 - 16000	50 - 16000	50 - 16000	50 - 16000
Max. Operation Voltage	(V)	10	10	10	10	10	10
Sensitivity Reduction Within 1.5V	(dB)	-3	-3	-3	-3	-3	-3
Sensitivity Reduction Within 2V	(dB)	-3	-3	-3	-3	-3	-3
S/N Ratio	(dB)	> 60	> 60	> 60	> 60	> 60	> 60

DIMENSION

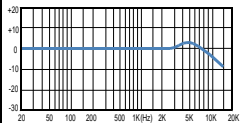


C9752



COLOUR	HOUSING	TERMINAL
SILVER	ALUMINUM	NIL

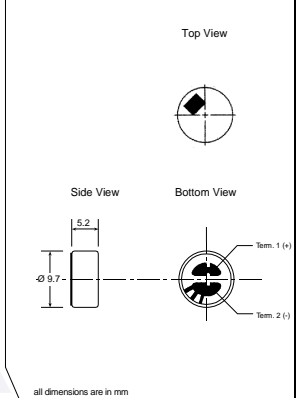
FREQUENCY RESPONSE CURVE



ELECTRICAL SPECIFICATIONS

Model No.	C9752DD422	
Sensitivity	(dB)	-42 +/- 2
Directivity		OMNI
Power Supply Vs	(V)	2.5
Resistance Loading RL	(Ω)	2.2K
Max Current	(mA)	0.5
Frequency Range	(Hz)	50 - 16000
Max. Operation Voltage	(V)	10
Sensitivity Reduction within 3 V	(dB)	-3
S/N Ratio	(dB)	> 60

DIMENSION

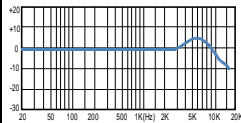


CF9745



COLOUR	HOUSING	TERMINAL
SILVER	ALUMINUM	PIN

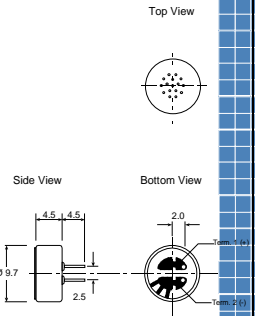
FREQUENCY RESPONSE CURVE



ELECTRICAL SPECIFICATIONS

Model No.	CF9745B8403	CF9745B8423	CF9745B8444	CF9745D8403	CF9745D8423	CF9745D8443	CF9745D8463
Sensitivity (dB)	-40 +/- 3	-42 +/- 3	-44 +/- 3	-40 +/- 3	-42 +/- 3	-44 +/- 3	-46 +/- 3
Directivity	OMNI	OMNI	OMNI	OMNI	OMNI	OMNI	OMNI
Power Supply Vs (V)	1.5	1.5	1.5	2.5	2.5	2.5	2.5
Resistance Loading RL (Ω)	3K	3K	3K	2.2K	2.2K	2.2K	2.2K
Max Current (mA)	0.5	0.5	0.5	0.5	0.5	0.5	0.5
Frequency Range (Hz)	50 - 16000	50 - 16000	50 - 16000	50 - 16000	50 - 16000	50 - 16000	50 - 16000
Max. Operation Voltage (V)	10	10	10	10	10	10	10
Sensitivity Reduction Within 1V (dB)	-3	-3	-3				
Sensitivity Reduction Within 2V (dB)				-3	-3	-3	-3
S/N Ratio (dB)	> 60	> 60	> 60	> 60	> 60	> 60	> 60

DIMENSION

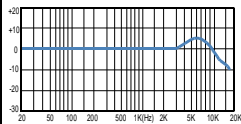


C9767



COLOUR	HOUSING	TERMINAL
SILVER	ALUMINUM	PIN / NIL

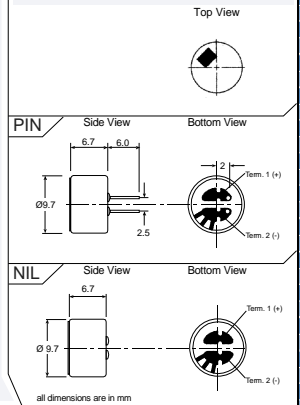
FREQUENCY RESPONSE CURVE



ELECTRICAL SPECIFICATIONS

Model No.	CF9767A363	CF9767A364	CF9767A36403	CF9767A36423	CF9767A36443	CF9767A36462	CF9767A36422	CF9767B8462
Sensitivity (dB)	-36 +/- 3	-38 +/- 3	-40 +/- 3	-42 +/- 3	-44 +/- 3	-38 +/- 2	-42 +/- 2	-46 +/- 2
Directivity	OMNI	OMNI	OMNI	OMNI	OMNI	OMNI	OMNI	OMNI
Power Supply Vs (V)	1.5	1.5	1.5	1.5	1.5	4.5	4.5	4.5
Resistance Loading RL (Ω)	1.5K	1.5K	1.5K	1.5K	1.5K	2.2K	2.2K	2.2K
Max Current (mA)	0.5	0.5	0.5	0.5	0.5	0.8	0.8	0.8
Frequency Range (Hz)	50 - 16000	50 - 16000	50 - 16000	50 - 16000	50 - 16000	50 - 16000	50 - 16000	50 - 16000
Max. Operation Voltage (V)	10	10	10	10	10	10	10	10
Sensitivity Reduction (dB)	-3	-3	-3	-3	-3			
Sensitivity Reduction Within 2V (dB)						-3	-3	-3
S/N Ratio (dB)	> 60	> 60	> 60	> 60	> 60	> 60	> 60	> 60

DIMENSION

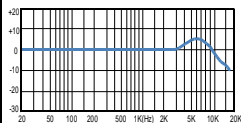


CF1055



COLOUR	HOUSING	TERMINAL
SILVER	ALUMINUM	PIN / NIL

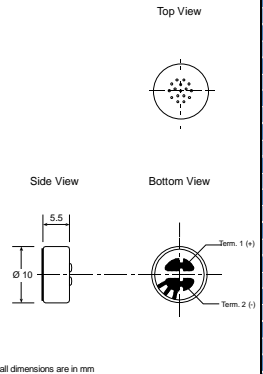
FREQUENCY RESPONSE CURVE



ELECTRICAL SPECIFICATIONS

Model No.	CF1055BD383
Sensitivity (dB)	-38 +/- 3
Directivity	OMNI
Power Supply Vs (V)	1.5
Resistance Loading RL (Ω)	2.2K
Max Current (mA)	0.5
Frequency Range (Hz)	50 - 16000
Max. Operation Voltage (V)	10
Sensitivity Reduction within 1 V (dB)	-3
S/N Ratio (dB)	> 60

DIMENSION

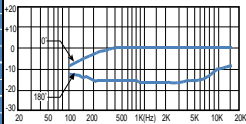


U6030



COLOUR	HOUSING	TERMINAL
SILVER	ALUMINUM	PIN / NIL

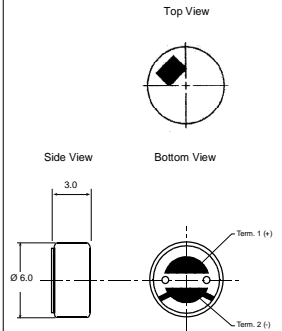
FREQUENCY RESPONSE CURVE



ELECTRICAL SPECIFICATIONS

Model No.	U6030CD464
Sensitivity (dB)	-46 +/- 4
Directivity	UNI
Power Supply Vs (V)	2
Resistance Loading RL (Ω)	2.2K
Max Current (mA)	0.5
Frequency Range (Hz)	100 - 10000
Max. Operation Voltage (V)	10
Sensitivity Reduction within 1.5 V (dB)	-3
S/N Ratio (dB)	> 60

DIMENSION



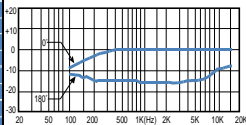
all dimensions are in mm

U6035



COLOUR	HOUSING	TERMINAL
SILVER	ALUMINUM	NIL

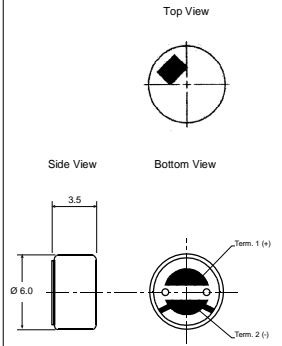
FREQUENCY RESPONSE CURVE



ELECTRICAL SPECIFICATIONS

Model No.	U6035CD464
Sensitivity (dB)	-46 +/- 4
Directivity	UNI
Power Supply Vs (V)	2
Resistance Loading RL (Ω)	2.2K
Max Current (mA)	0.5
Frequency Range (Hz)	100 - 10000
Max. Operation Voltage (V)	10
Sensitivity Reduction within 1.5 V (dB)	-3
S/N Ratio (dB)	> 60

DIMENSION



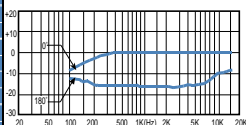
all dimensions are in mm

U6052



COLOUR	HOUSING	TERMINAL
SILVER	ALUMINUM	NIL

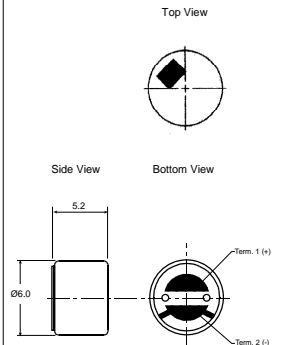
FREQUENCY RESPONSE CURVE



ELECTRICAL SPECIFICATIONS

Model No.	U6052CD504
Sensitivity (dB)	-50 +/- 4
Directivity	UNI
Power Supply Vs (V)	2
Resistance Loading RL (Ω)	2.2K
Max Current (mA)	0.5
Frequency Range (Hz)	100 - 10000
Max. Operation Voltage (V)	10
Sensitivity Reduction within 1.5 V (dB)	-3
S/N Ratio (dB)	> 60

DIMENSION



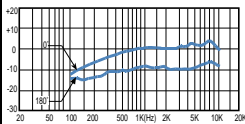
all dimensions are in mm

U8052



COLOUR	HOUSING	TERMINAL
SILVER	ALUMINUM	NIL

FREQUENCY RESPONSE CURVE



ELECTRICAL SPECIFICATIONS

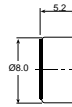
Model No.	U8052CD464
Sensitivity (dB)	-46 +/- 4
Directivity	UNI
Power Supply Vs (V)	2
Resistance Loading RL (Ω)	2.2K
Max Current (mA)	0.5
Frequency Range (Hz)	100 - 10000
Max. Operation Voltage (V)	10
Sensitivity Reduction within 1.5 V (dB)	-3
S/N Ratio (dB)	> 60

DIMENSION

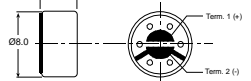
Top View



Side View



Bottom View



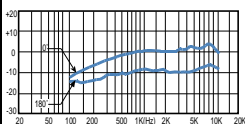
all dimensions are in mm

U9752



COLOUR	HOUSING	TERMINAL
SILVER	ALUMINUM	NIL

FREQUENCY RESPONSE CURVE



ELECTRICAL SPECIFICATIONS

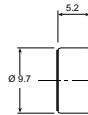
Model No.	U9752BA474
Sensitivity (dB)	-47 +/- 4
Directivity	UNI
Power Supply Vs (V)	1.5
Resistance Loading RL (Ω)	680
Max Current (mA)	0.5
Frequency Range (Hz)	100 - 10000
Max. Operation Voltage (V)	10
Sensitivity Reduction within 1 V (dB)	-3
S/N Ratio (dB)	> 60

DIMENSION

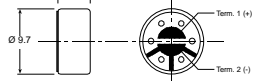
Top View



Side View



Bottom View



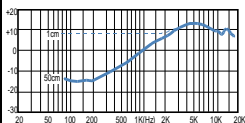
all dimensions are in mm

N4530



COLOUR	HOUSING	TERMINAL
SILVER	ALUMINUM	NIL

FREQUENCY RESPONSE CURVE



ELECTRICAL SPECIFICATIONS

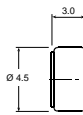
Model No.	N4530CD543
Sensitivity (dB)	-54 +/- 3
Directivity	NOISE
Power Supply Vs (V)	2.0
Resistance Loading RL (Ω)	2.2K
Max Current (mA)	0.5
Frequency Range (Hz)	100 - 10000
Max. Operation Voltage (V)	10
Sensitivity Reduction within 1.5 V (dB)	-3
S/N Ratio (dB)	> 60

DIMENSION

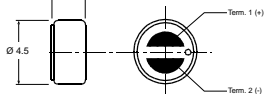
Top View



Side View



Bottom View



all dimensions are in mm

60

Condenser Microphone

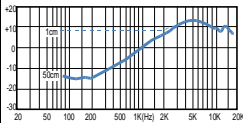
LAUBE

N6027



COLOUR	HOUSING	TERMINAL
SILVER	ALUMINUM	NIL

FREQUENCY RESPONSE CURVE



ELECTRICAL SPECIFICATIONS

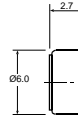
Model No.	N6027CD514
Sensitivity (dB)	-51 +/- 4
Directivity	NOISE
Power Supply Vs (V)	2.0
Resistance Loading RL (Ω)	2.2K
Max Current (mA)	0.5
Frequency Range (Hz)	100 - 10000
Max. Operation Voltage (V)	10
Sensitivity Reduction within 1.5 V (dB)	-3
S/N Ratio (dB)	> 60

DIMENSION

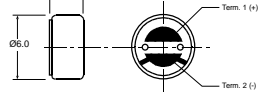
Top View



Side View



Bottom View



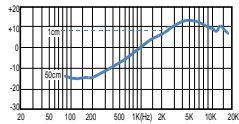
all dimensions are in mm

N6035



COLOUR	HOUSING	TERMINAL
SILVER	ALUMINUM	NIL

FREQUENCY RESPONSE CURVE



ELECTRICAL SPECIFICATIONS

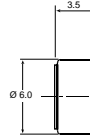
Model No.	N6035CD464
Sensitivity (dB)	-46 +/- 4
Directivity	NOISE
Power Supply Vs (V)	2.0
Resistance Loading RL (Ω)	2.2K
Max Current (mA)	0.5
Frequency Range (Hz)	100 - 10000
Max. Operation Voltage (V)	10
Sensitivity Reduction within 1.5 V (dB)	-3
S/N Ratio (dB)	> 60

DIMENSION

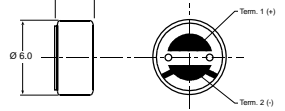
Top View



Side View



Bottom View



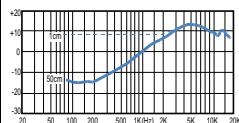
all dimensions are in mm

N6052



COLOUR	HOUSING	TERMINAL
SILVER	ALUMINUM	NIL

FREQUENCY RESPONSE CURVE



ELECTRICAL SPECIFICATIONS

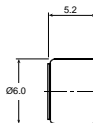
Model No.	N6052BD504
Sensitivity (dB)	-50 +/- 4
Directivity	NOISE
Power Supply Vs (V)	1.5
Resistance Loading RL (Ω)	2.2K
Max Current (mA)	0.5
Frequency Range (Hz)	100 - 10000
Max. Operation Voltage (V)	10
Sensitivity Reduction within 1 V (dB)	-3
S/N Ratio (dB)	> 60

DIMENSION

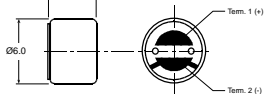
Top View



Side View



Bottom View



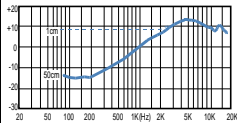
all dimensions are in mm

N9752



COLOUR	HOUSING	TERMINAL
SILVER	ALUMINUM	NIL

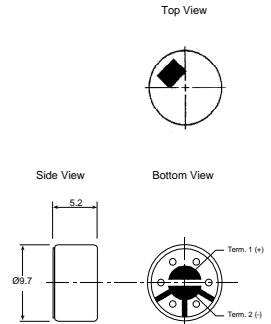
FREQUENCY RESPONSE CURVE



ELECTRICAL SPECIFICATIONS

Model No.	N9752BA544
Sensitivity (dB)	-54 +/- 4
Directivity	NOISE
Power Supply Vs (V)	1.5
Resistance Loading RL (Ω)	680
Max Current (mA)	0.5
Frequency Range (Hz)	100 - 10000
Max. Operation Voltage (V)	10
Sensitivity Reduction within 1.5 V (dB)	-3
S/N Ratio (dB)	> 60

DIMENSION



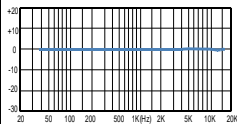
all dimensions are in mm

B6022



COLOUR	HOUSING	TERMINAL
SILVER	ALUMINUM	NIL

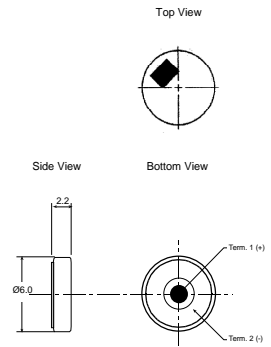
FREQUENCY RESPONSE CURVE



ELECTRICAL SPECIFICATIONS

Model No.	B6022ED464
Sensitivity (dB)	-46 +/- 4
Directivity	BACK-OMNI
Power Supply Vs (V)	3.0
Resistance Loading RL (Ω)	2.2K
Max Current (mA)	0.5
Frequency Range (Hz)	50 - 16000
Max. Operation Voltage (V)	10
Sensitivity Reduction within 2.5 V (dB)	-3
S/N Ratio (dB)	> 60

DIMENSION



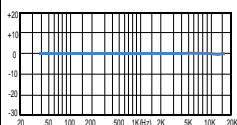
all dimensions are in mm

B6027



COLOUR	HOUSING	TERMINAL
SILVER	ALUMINUM	NIL

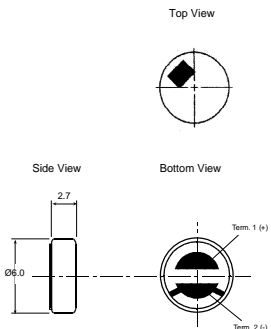
FREQUENCY RESPONSE CURVE



ELECTRICAL SPECIFICATIONS

Model No.	B6027ED464
Sensitivity (dB)	-46 +/- 4
Directivity	BACK-OMNI
Power Supply Vs (V)	3.0
Resistance Loading RL (Ω)	2.2K
Max Current (mA)	0.5
Frequency Range (Hz)	50 - 16000
Max. Operation Voltage (V)	10
Sensitivity Reduction within 2.5 V (dB)	-3
S/N Ratio (dB)	> 60

DIMENSION



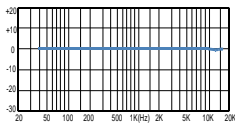
all dimensions are in mm

B6035



COLOUR	HOUSING	TERMINAL
SILVER	ALUMINIUM	NIL

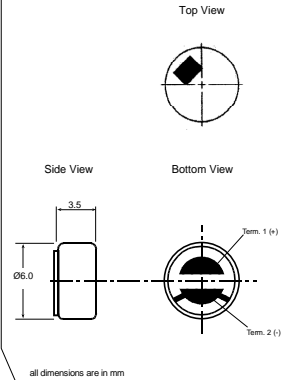
FREQUENCY RESPONSE CURVE



ELECTRICAL SPECIFICATIONS

Model No.		B6035ED464
Sensitivity	(dB)	-46 +/- 4
Directivity		BACK-OMNI
Power Supply Vs	(V)	3.0
Resistance Loading RL	(Ω)	2.2K
Max Current	(mA)	0.5
Frequency Range	(Hz)	50 - 16000
Max. Operation Voltage	(V)	10
Sensitivity Reduction within 2.5 V	(dB)	-3
S/N Ratio	(dB)	> 60

DIMENSION

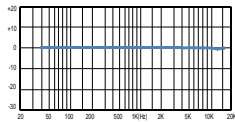


B6052



COLOUR	HOUSING	TERMINAL
SILVER	ALUMINIUM	NIL

FREQUENCY RESPONSE CURVE



ELECTRICAL SPECIFICATIONS

Model No.		B6052ED464
Sensitivity	(dB)	-46 +/- 4
Directivity		BACK-OMNI
Power Supply Vs	(V)	3.0
Resistance Loading RL	(Ω)	2.2K
Max Current	(mA)	0.5
Frequency Range	(Hz)	50 - 16000
Max. Operation Voltage	(V)	10
Sensitivity Reduction within 2.5 V	(dB)	-3
S/N Ratio	(dB)	> 60

DIMENSION

