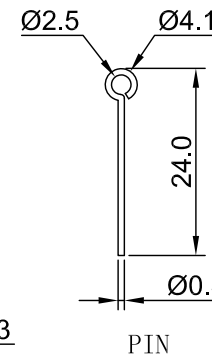
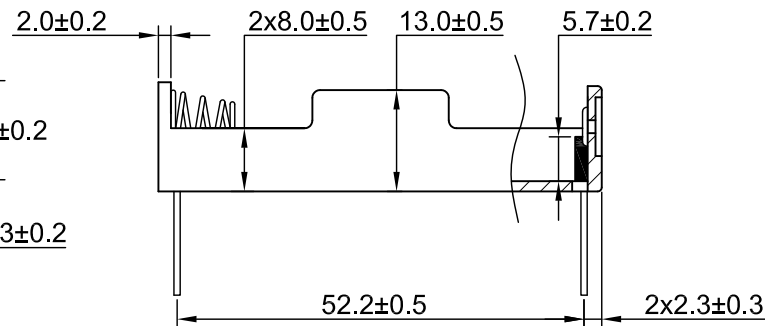
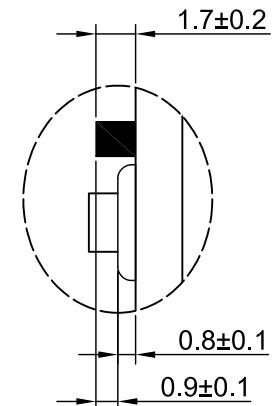


PCB/MOUNTING LAYOUT



PIN



DETAIL "A" S-3

SPECIFICATION

- (1) ITEM NO. : BH-311-1P24
- (2) WITH PIN: Ø0.8x24MM, BRASS NICKEL PLATED
- (3) HOLDER MATERIAL: PP 94HB RESIN, BLACK COLOR
- (4) SPRING MATERIAL: Ø0.6 MM SPRING STEEL NICKEL PLATED
- (5) RIVET MATERIAL: BRASS NICKEL PLATED
- (6) RoHS COMPLIANT

3			COMFORTABLE ELECTRONIC CO.LTD.			
2						
1			NAME		BATTERY HOLDER: BH-311-1P24	
NO.	MODIFICATION	DATE	SCALE	1:1	APPD	
General Tolerances			UNIT	MM	CHKD	
0 ~ >3	± 0.10	30 ~ >120	± 0.30	The Third Angle Projection	MAT'L	SEE SPEC.
3 ~ >6	± 0.10	120 ~ >400	± 0.50		DATE	MAY. 19. 2014
6 ~ >30	± 0.20	Angle: ± 3°			DR NO	3111P24-0514